



B A L U X

Spécifications techniques

Technical specifications

LINEA

Base de douche italienne, drain linéaire en acier inoxydable ou noir mat

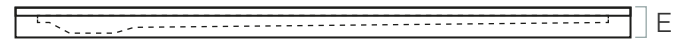
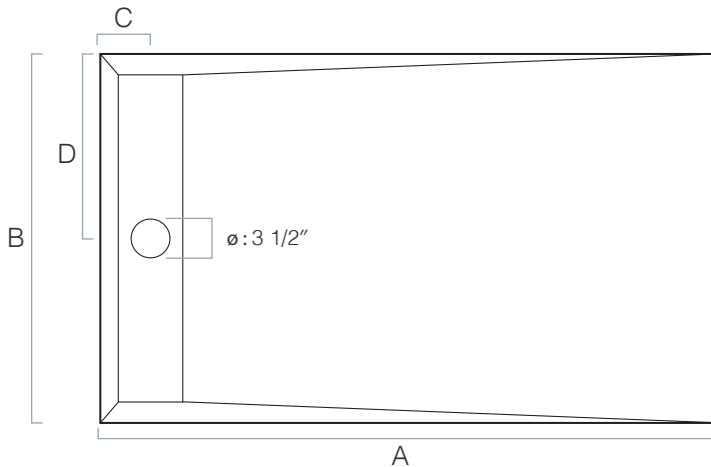
Seamless shower base, stainless or matte black drain cover

Matériel: Béton
Material: Concrete


Valide pour les modèles suivants:

Valid for following model:


**BDI3648L , BDI3260L
BDI3660L, BDI4260L, BDI3672L**



Acier inoxydable/ Stainless **DL-STA**



Noir mat/ Matte black **DL-BLK**



CODE	A	B	C	D	E
BDI3648L	47 7/8"	35 7/8"	7"	17 15/16"	1 1/2"
BDI3260L	59 7/8"	31 7/8"	7"	15 15/16"	1 1/2"
BDI3660L	59 7/8"	35 7/8"	7"	17 15/16"	1 1/2"
BDI4260L	59 7/8"	41 7/8"	7"	20 15/16"	1 1/2"
BDI3672L	71 7/8"	35 7/8"	7"	17 15/16"	1 3/4"

Spécification

- Drain/raccord 3 1/2" de diamètre non-inclus
- Grille en acier inoxydable inclus, drain noir mat en extra
- 3 brides de carrelage incluses (1 coté court et 2 cotés longs)
- Certifié antidérapante par Intertek
- Facile à couper pour s'adapter aux formes et formats non conventionnels.

Specification

- 3 1/2" drain not included
- Stainless steel drain cover included and matte black one in extra.
- 3 tiling flanges included (1 short side and 2 long sides)
- Anti-slip resistance certified by Intertek
- Easy to cut to fit any unconventional shape or size